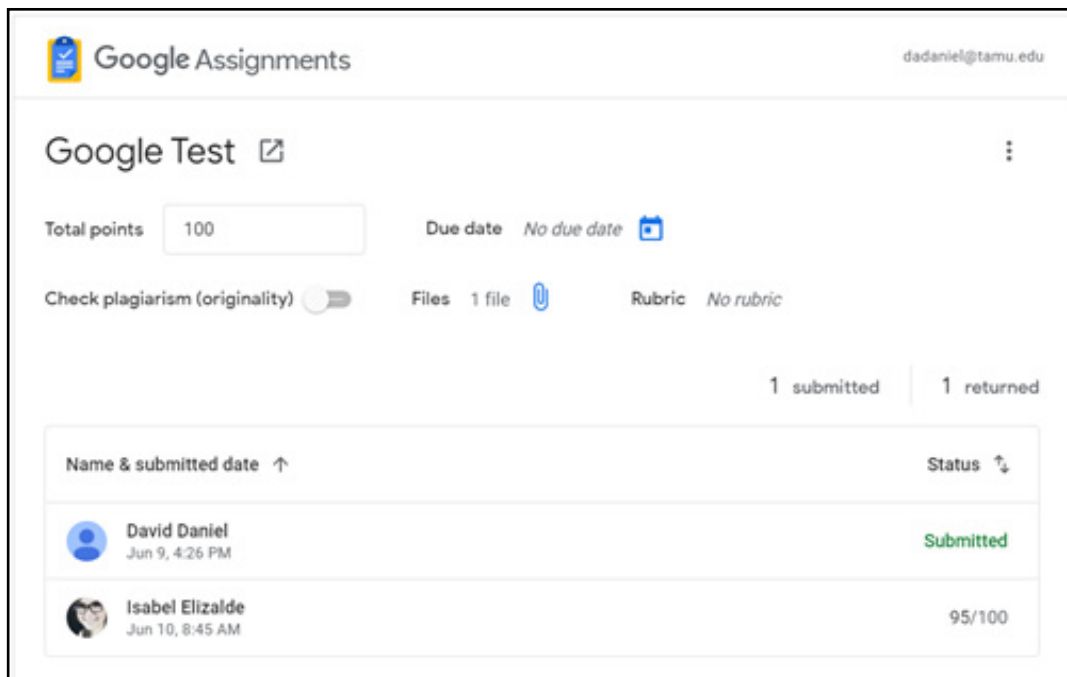




# GRADING A GOOGLE ASSIGNMENT

Google Assignments cannot be graded in the Speedgrader. To grade Google assignments:

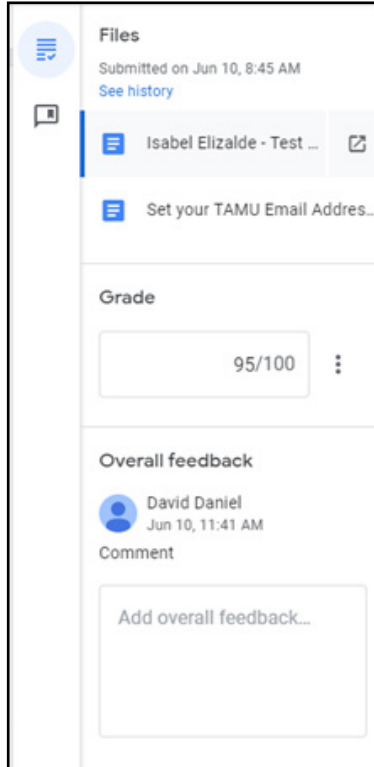
1. Navigate to Assignments in your course navigation pane.
2. Open the Google Assignment you would like to grade.
3. Click on the name of any student that submitted the assignment. The student submission will open in a new tab



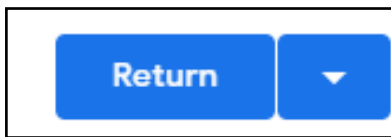
The screenshot shows the 'Google Assignments' interface for a user named 'dadaniel@tamu.edu'. The assignment is titled 'Google Test' and has a total of 100 points. It has no due date, one file, and no rubric. The interface shows that 1 student has submitted the assignment and 1 has returned it. A table lists the submissions:

Name & submitted date ↑	Status ↓
 David Daniel Jun 9, 4:26 PM	Submitted
 Isabel Elizalde Jun 10, 8:45 AM	95/100

4. Type in the grade and any feedback comments on the right side of the assignment
  - *If using a rubric for scoring, you can fill out the rubric criteria and the grade will automatically populate.*



5. Highlight text to add comments to student papers as needed
6. Click **Return**. You must click return to ensure the student submission is sent back to the student. This will also send the grade to the Canvas Gradebook



7. To grade another student assignment in the grading tool, click the Down arrow in the top left and select the student's name.